



With the right connections,  
anything is possible.

## EMC Lab Test Cables to 40 GHz

### Low Loss Armored Test Cables for Compliance Measurements

- Low Loss
- Long Lengths Available
- Excellent Shielding -110 dB
- Armored
- Wide Variety of Connectors
- Flexible

MegaPhase designed its EMC series test cable specifically for the needs of EMC lab technicians. With assembly shielding effectiveness of -110 dB, these low loss, ultra-rugged armored cables are constructed using materials that meet electromagnetic compatibility standards including conductive interface gaskets. Phase matching, alternative conductive jackets (such as Ferrite), and long lengths are just some of the features available for EMI/RFI test environments including transient and spurious emissions measurements.

#### Electrical Data

##### Maximum Frequency:

EMC1: 40.0 GHz  
EMC2: 26.5 GHz  
EMC3: 18.0 GHz

##### Impedance:

50  $\Omega$  nominal

##### Propagation Velocity:

84% nominal

##### Time Delay:

1.21 ns/ft (43.97 ns/m)

##### Shielding Effectiveness:

-110 dB minimum (cable only)

##### Dielectric Withstanding Voltage:

EMC1 7 kV at 60 Hz  
EMC2: 10 kV at 60 Hz  
EMC3: 15 kV at 60 Hz

##### Capacitance:

24.4 pF/ft (80.1 pF/m)

#### Mechanical Data

##### Finished Outer Diameter:

EMC1: 0.355 in (0.902 cm)  
EMC2: 0.475 in (1.207 cm)  
EMC3: 0.570 in (1.488 cm)

##### Static Bend Radius:

EMC1: 1.25 in (3.175 cm)  
EMC2: 1.5 in (3.800 cm)  
EMC3: 2.0 in (5.080 cm)

##### Weight with Standard Jacket/Armor:

EMC1: 0.13 lbs/ft (0.198 kg/m)  
EMC2: 0.29 lbs/ft (0.426 kg/m)  
EMC3: 0.33 lbs/ft (0.496 kg/m)

##### Crush Resistance:

EMC1: 500 lbs/linear in  
(89.3 kg/linear cm)  
EMC2: 300 lbs/linear in  
(53.6 kg/linear cm)  
EMC3: 300 lbs/linear in  
(53.6 kg/linear cm)

##### Operating Temp. Range:

-67 to 245° F (-55 to 120° C)  
Above 185° F (85° C) use  
"T" designation and  
provide temperature range.



With the right connections,  
anything is possible.

## EMC Lab EM Series (continued)

### Cable Construction

Inner Conductor: Solid Ag-plated Cu  
 Dielectric: PTFE Tape  
 Outer Conductor: Ag-plated Cu Strip/  
 Ag-plated Cu Flat Braid  
 Ruggedization: Metal Braid/Metal Conduit  
 Standard Finish: Neoprene

### Available Connectors

EMC1: 1.85 mm, 2.4 mm, 2.9mm, 3.5mm, SMA, TNC, Type N  
 EMC2: 3.5mm, BNC, SMA, TNC, Type N  
 EMC3: 7-16 DIN, SMA, TNC, Type N  
 (maximum frequency dependent on cable; other connectors available)

### Specifications

Frequency		EMC1			EMC2			EMC3			Conn. Loss dB	
		Attenuation		VSWR	Attenuation		VSWR	Attenuation		VSWR		
GHz	Band	dB/ft	dB/m		dB/ft	dB/m		dB/ft	dB/m			
0.3	UHF	0.060	0.196	1.10	0.034	0.113	1.10	0.026	0.086	1.10	0.006	
0.5		0.077	0.254		0.044	0.146		0.034	0.112		0.009	
0.8		0.098	0.323		0.056	0.185		0.043	0.142		0.012	
1.0	L	0.110	0.362	1.10	0.063	0.207	1.10	0.049	0.159	1.10	0.014	
2.0	S	0.158	0.518		0.090	0.294		0.070	0.229		0.024	
2.4		0.174	0.570		0.098	0.322		0.077	0.252		0.027	
3.0	C	0.195	0.640	1.15	0.110	0.361	1.15	0.086	0.283	1.20	0.032	
4.0		0.227	0.745		0.127	0.418		0.101	0.330		0.040	
6.0		0.281	0.923		0.157	0.515		0.125	0.411		0.055	
8.0	X	0.328	1.077	1.20	0.182	0.597	1.20	0.146	0.480	1.25	0.070	
10.0		0.370	1.215		0.204	0.670		0.166	0.543		0.084	
12.4		0.416	1.366		0.228	0.749		0.186	0.612		0.101	
15.0	Ku	0.462	1.516	1.25	0.252	0.827	1.25	0.207	0.681	1.30	0.118	
18.0		0.511	1.677		0.277	0.910		0.230	0.755		0.139	
20.0	K	0.542	1.778	1.30	0.293	0.962	1.30	-	-	-	0.152	
22.0		0.571	1.875		0.308	1.011		-	-		-	0.165
24.0		0.600	1.969		0.323	1.058		-	-		-	0.178
26.5	Ka	0.635	2.082	1.35	0.340	1.115	1.35	-	-	-	0.194	
28.0		0.655	2.148		-	-		-	-		-	0.204
30.0		0.681	2.233		-	-		-	-		-	0.217
32.0		0.706	2.317	1.40	-	-	-	-	-	-	0.230	
34.0		0.731	2.398		-	-		-	-		-	0.243
36.0		0.755	2.478		-	-		-	-		-	0.256
40.0	0.803	2.633	1.45	-	-	-	-	-	-	0.281		

Note: Typical Insertion Loss dB = (Attenuation)(Length) + 2(Conn. Loss)  
 Attenuation at any frequency = EMC1: (0.10730 x √freq GHz) + (0.00310 x freq GHz)  
 EMC2: (0.06227 x √freq GHz) + (0.00073 x freq GHz)  
 EMC3: (0.04687 x √freq GHz) + (0.00173 x freq GHz)

122 Banner Road, Stroudsburg, PA 18360-6433  
 Tel: 570-424-8400

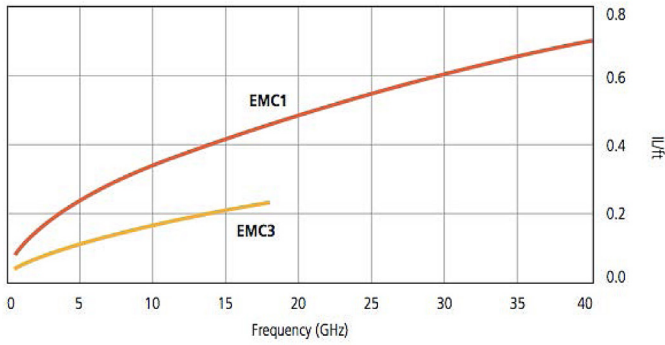
Solutions@MegaPhase.com | www.MegaPhase.com



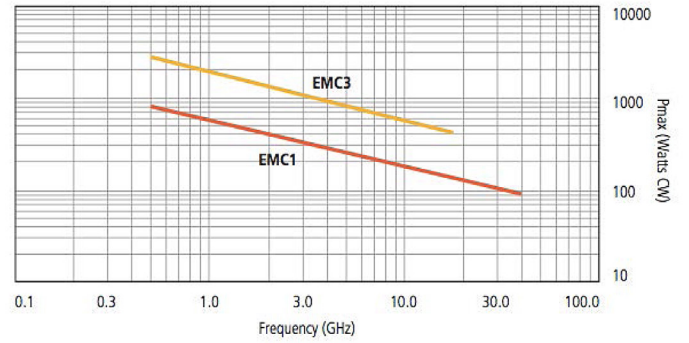
With the right connections,  
anything is possible.

## EMC Lab EM Series (continued)

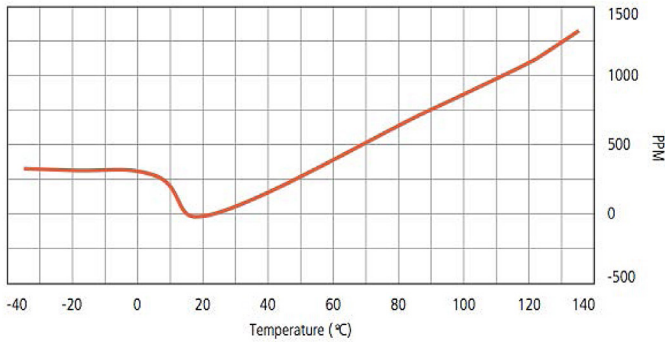
### Insertion Loss



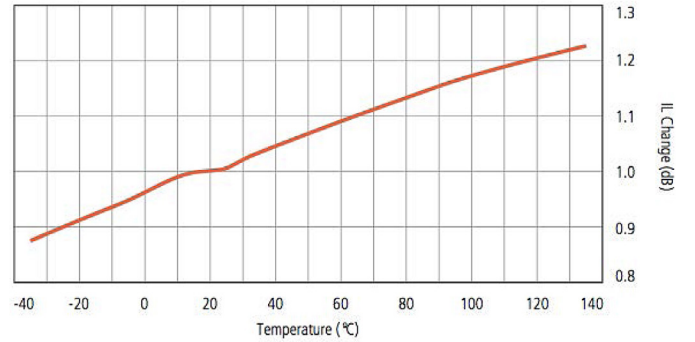
### Cable CW Power Capability



### Phase Change vs. Temperature



### Insertion Loss vs. Temperature



Note: Typical Insertion Loss dB = (Attenuation)(Length) + 2(Conn. Loss)  
 Attenuation at any frequency = (0.19043 x √freq GHz) + (0.00957 x freq GHz)